


KEY

[Red dashed line]	Site boundary	[Green hatched area]	Mixed native hedge
[Grey hatched area]	Asphalt	[Green hatched area]	Mown grass
[Brown hatched area]	Tar and chip	[Green circle]	Existing tree
[Purple hatched area]	Gravel setts	[Green circle]	New planted tree
[Green hatched area]	Permeable shock paving	[Green circle]	Picnic tables
[Brown hatched area]	Resin bound aggregate	[Green hatched area]	Gravel grid
[Yellow hatched area]	Gravel grid	[Green hatched area]	Shock bed

Do not scale from the drawing, use figured dimensions only.
Levels and dimensions to be checked on site prior to commencement of work.
All discrepancies to be reported to the landscape architect immediately.

© Copyright Anthony Stiff Associates

Minor amendment to Staff Landscape		B	KB	27/03/16
Changes to the car parking layout		A	LA	29/03/2016
Revision description		No.	By	Date
		ANTHONY STIFF ASSOCIATES Landscape Architecture & Planning 201/2013/2014		
Status: Public Presentation				
Project: CALIFORNIA COUNTRY PARK				
Description: Southern Car Parking Layout				
Scale(s): 1 to 200 @ A1		Date: 22 April 2016		
Drawn By: LA	Checked By: AS			
Dwg. No. ASA-406-DR-002	Rev. B	Draft		



Glass bottle walls and columns - lit by night and casting stained glass patterns by sunlight.



Tensile canopy.



Modern outdoor seating.



Night time lighting



Perspex dining chairs in varying colours.



Modern outdoor lounge chairs

KEY

Site boundary (for planning purposes)	Mixed native hedge
Asphalt	Moist grass
Tar and chip	Existing tree
Granite setts	New planted tree
Permeable block paving	Picnic tables
Resin bound aggregate	Grass grid
Gravel grid	Shrub bed

Revision description	No.	By	Date



Status: **Public Presentation**

Project: **CALIFORNIA COUNTRY PARK**

Description: **Cafe Area and Car Parking**

Scale(s): NTS Date: 22 April 2018

Drawn By: LA Checked By: AS

Dwg. No.: ASA-408-GR-004 Rev: 01

Do not scale from the drawing. Use figured dimensions only. Levels and dimensions to be checked on site prior to commencement of work. All discrepancies to be reported to the landscape architect immediately.

© Copyright Anthony Stiff Associates



Sliding Barrier



Picnic table



Night time lighting



Laid hedge



Resin bound footpath



Gravel grid



Granite rumble strip



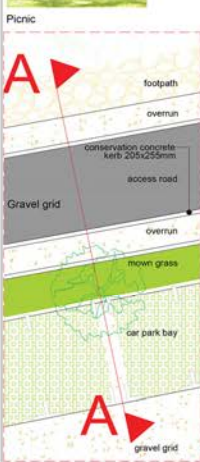
Dog walks



Forest

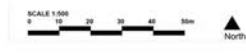


Picnic



KEY

- Site boundary
- Site planning (overrun)
- Footpath
- Tree and shrub
- Gravel safety
- Permeable deck paving
- Plastic board aggregate
- Gravel grid
- Wooden lattice hedge
- Mown grass
- Existing tree
- New planted tree
- Picnic tables
- Gravel grid
- Wood deck



Grass grid parking spaces



Signage



Cycle parking



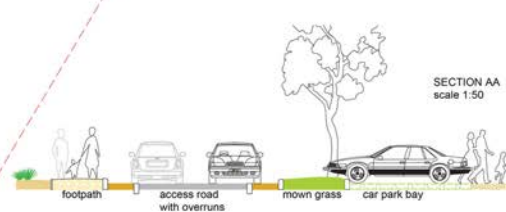
Car parking



Deck walkway



Rural path



Do not scale from this drawing, use digital dimensions only.
Drawings are intended to be printed on the plot in landscape orientation of each A4 dimension to be applied to the landscape project accordingly.
© Copyright Anthony Duff Associates

Client	Muir amendment to car park	D	MR	27/05/14
Project	Muir amendment to car park	C	AC	26/05/14
Drawn by	ACJ	Checked by	ACJ	
Date	26/05/14			
Project	California Country Park			
Drawn by	ACJ	Checked by	ACJ	
Date	26/05/14			
Project	California Country Park			
Drawn by	ACJ	Checked by	ACJ	
Date	26/05/14			